

Publishing and Sharing Your Media


By default, saved media is set to **“Unlisted.”** This means that your media will be visible to anyone with a link to it. To share your Kaltura Capture media and to ensure that others can access it, it needs to be either unlisted or published.

[What’s covered in this tutorial](#) (Click on the title to jump to the section)

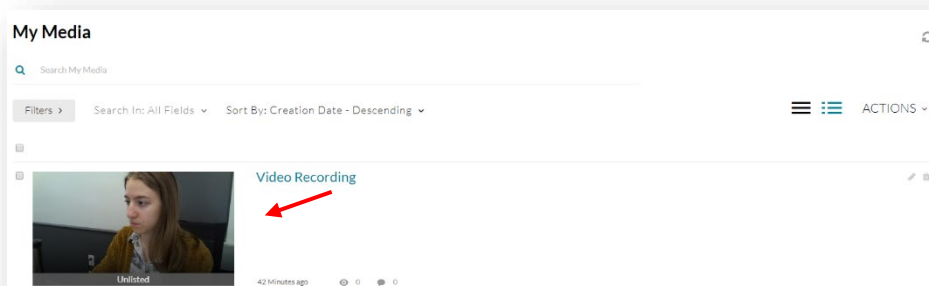
Publishing Your Media	1
Sharing Your Media.....	2
Questions?	4

Publishing Your Media

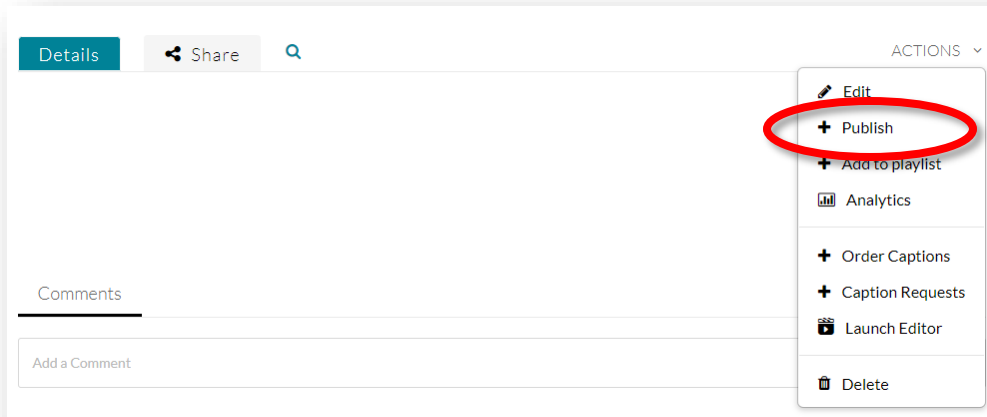
1. Go to <https://mediaspace.njit.edu/njit> and log in.
2. After logging in, click **“Access Your Media.”**



3. Under **“My Media,”** click on the video that you want to publish.



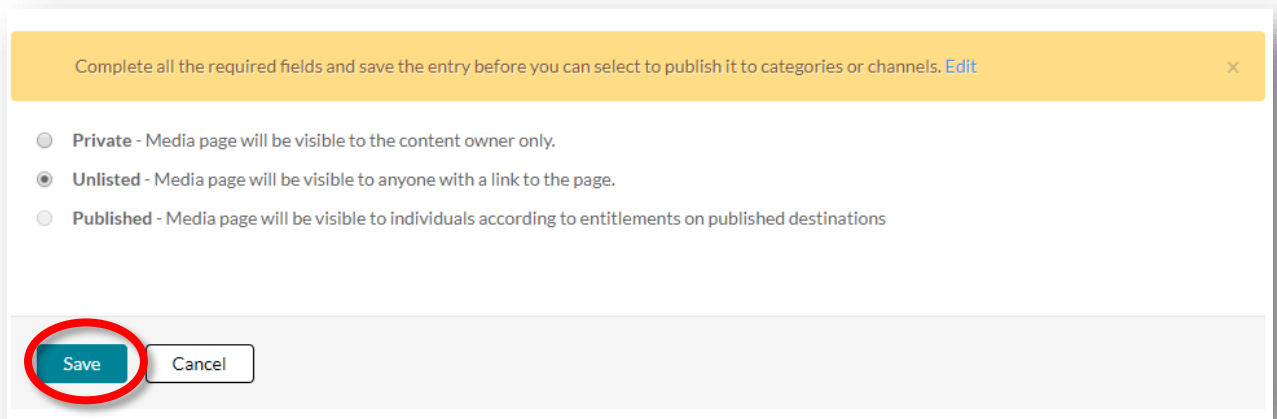
4. Click on the **“Actions”** dropdown and click **“Publish.”**



5. You will be given three publishing options:

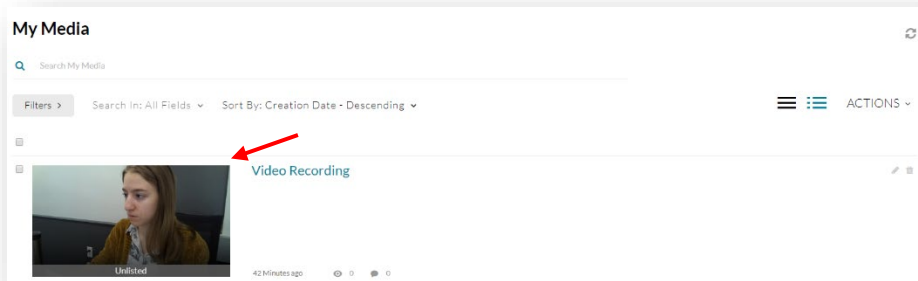
- Private – Media page will be visible to the content owner only.
- Unlisted – Media page will be visible to anyone with a link to the page.
- Published – Media page will be visible to individuals according to entitlements on published destinations.

Select how you would like to publish your media and click **“Save.”** You may receive a notice that you must **“Complete all the required fields and save the entry before you can select to publish it to categories or channels.”**

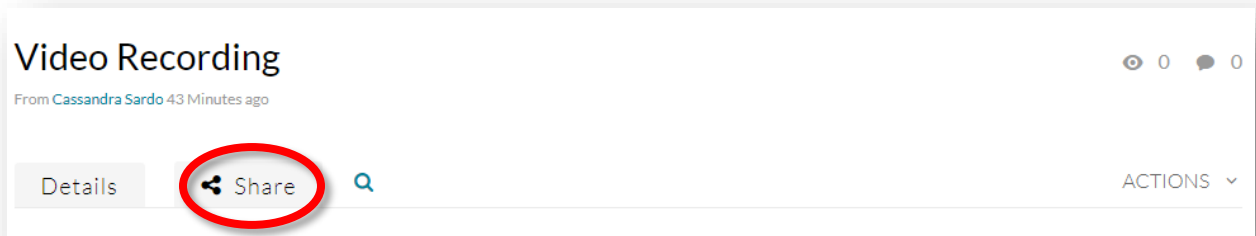


Sharing Your Media

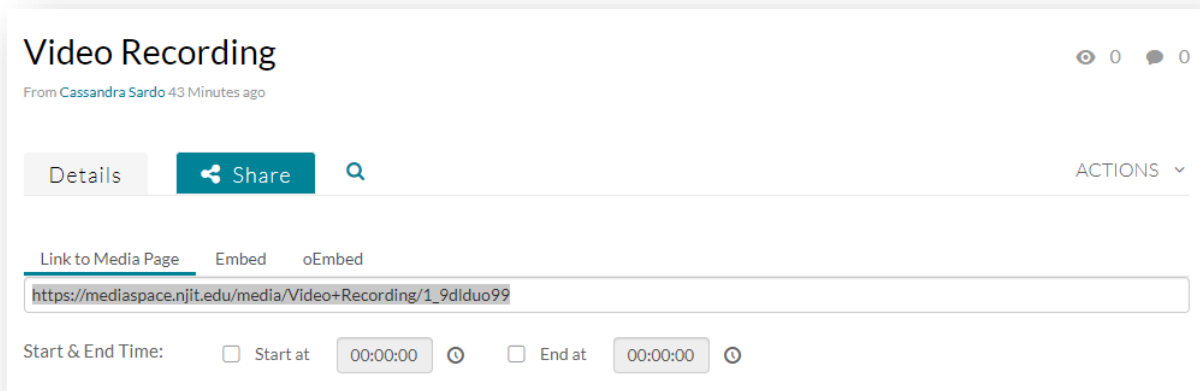
1. Under **“My Media,”** click on the video that you want to share.



2. Click “Share.”



3. Then, you can copy the link to your media page, or you can copy the embed code.



For more on sharing and embedding media, please see the [Publishing Media to Your Course](#) and [Embedding Media in Your Moodle Course](#) tutorials. You can also learn to embed media in your Canvas course on the [Using Kaltura](#) page of the NJIT Canvas – Faculty Orientation course.

Questions?

Please contact the IST Service Desk for further assistance.

You can reach the IST Service Desk from Monday to Friday, 8AM to 7PM.

Phone: (973) 596-2900 | Location: Student Mall, Room 48

Request Help Online: <https://ist.njit.edu/servicedesk/>