

Cisco 7841 IP Phone Layout










This guide will describe the physical buttons and features of your 7841 model IP phone.





What's covered in this tutorial (Click on the title to jump to the section)

Buttons and Hardware.....	1
Questions?.....	3

Buttons and Hardware



1	Handset and Handset light strip	Indicates whether you have an incoming call (flashing red) or a new voice message (steady red).
2	Programmable feature buttons and line buttons	 Access your phone lines, features, and call sessions.
3	Softkey buttons	 Access functions and services.
4	Navigation cluster	Navigation ring and Select  button—Scroll through menus, highlight items, and select the highlighted item.
5	Hold/Resume, Conference, and Transfer	<p>Hold/Resume —Place an active call on hold and resume the held call.</p> <p>Conference —Create a conference call.</p> <p>Transfer —Transfer a call.</p>
6	Speakerphone, Mute, and Headset	<p>Speakerphone —Toggle the speakerphone on or off. When the speakerphone is on, the button is lit.</p> <p>Mute —Toggle the microphone on or off. When the microphone is muted, the button is lit.</p> <p>Headset —Toggle the headset on or off. When the headset is on, the button is lit.</p>

		The Cisco IP Phone 7811 does not have a Headset button.
7	Contacts, Applications, and Messages	<p>Contacts —Access personal and corporate directories.</p> <p>Applications —Access call history, user preferences, phone settings, and phone model information.</p> <p>Messages —Autodial your voice messaging system.</p>
8	Volume button	 <p>Adjust the handset, headset, and speakerphone volume (off hook) and the ringer volume (on hook).</p>

Questions?

If you are still in need of assistance, do not hesitate to contact the Service Desk.

You can reach the Service Desk from Monday to Friday 8am to 7pm.

Phone: (973)-596-2900

Location: Student Mall Room 48

Request Help Online: <http://ist.njit.edu/support/contactus.php>